

iPazzPort

User Manual

iPazzPort Cast

Website: www.iPazzPort.com

Email: support@iPazzPort.com

Facebook, Twitter: [iPazzPortfans](#)

Video tutorial on YouTube: [iPazzPortfans](#)

1. Introduction:

1.1 Outline

iPazzaPort Cast is a useful companion for your smart phone, tablet. With iPazzaPort Cast, you can turn the small screen to a big HD screen, sharing the video, picture with your families and friends on big HD screen. iPazzaPort Cast supports Miracast for Android smart Phone and Airplay for iPhone, iPad.

1.2 Compatibility:

- (1) Support Miracast and Airplay.
- (2) Support video App : Youtube、 Amazon Video、 IMDb ; do not support other video App due to protocol protection ;
- (3) Support content: video、 picture、 PPT、 word、 excel、 web browser.

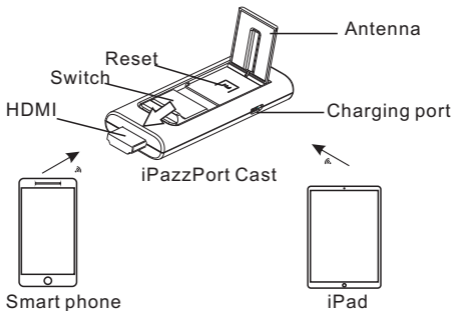
1.3 Application:

- Business PPT present or home entertainment from mobile phone or tablet to HDTV or Projector ;
- Support device: HDTV、 Projector or other devices which support HDMI input.

2.Appearance:

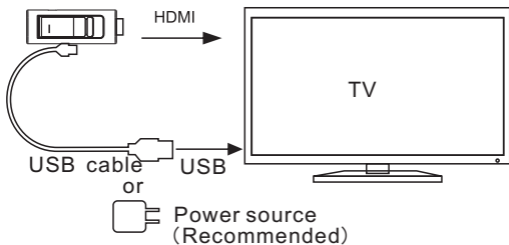


Note: Please erect the antenna by pushing the switch instead of the Antenna itself in case of damaging the antenna.



3. Connect it with TV

Connect the Micro end of USB cable to the iPazzPort Cast and another end to power source with 5V/2A. Then push the switch to erect the antenna and stick out the metal HDMI head and plug it into TV HDMI port, and then set the TV signal source to the right HDMI.

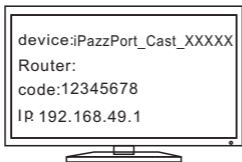


Note:

All the setup steps are based on **these live basic** information on TV Monitor including IP, password, etc(please refer to the picture on page 3).

4. Miracast(Android)--The instruction to cast content from mobile phone or tablet to TV:

4.1 Plug the dongle into TV HDMI port with included HDMI cable and connected usb cable



Basic info on TV screen

- (1)Click “Setting” on your phone
- (2)Turn on WLAN
- (3)Select “Miracast” or “wireless Display”to search signal of iPazzPort Cast
- (4)Select and click the icon “iPazzPort_Cast_xxxxx” and input the default code 12345678 displayed on TV screen,
- (5)A few seconds later, done.

4.2 Different interfaces of Miracast function on different phone (for reference)

[HUAWEI] setting--wireless display [xiaomi] setting-other ways-wireless display
[OPPO] setting- WLAN Display
[SAMSUNG] setting -more-Allsharecast or setting-Screen mirroring/screen share

5.Airplay (ios)

5.1 Offline content mirroring instruction:

Plug the dongle into TV HDMI port with included HDMI cable and USB cable (refer to the greeting interface in the previous page for the password, or IP address) First turn on the WLAN and then follow the steps below:

- (1) Select the icon iPazzPort_Cast_XXXXX in the local drop list
- (2) Input password12345678 displayed on TV screen
- (3) Connected
- (4) Find the icon of Airplay
- (5) Click“AirPlay”
- (6) Select“iPazzPort_Cast_XXXXXX-ITV”, and a few seconds later, Airplay is available

Note:

The device name, password or IP address may vary randomly, please **follow the actual data** display on TV screen to input the data to go forward.

5.2 Online content mirroring instruction (iOS)

Plug the dongle into TV HDMI port with the included HDMI cable and USB cable.

- (1)Turn on the WLAN and select iPazzPort_Cast *** (displayed on tv screen with the password, the default is 12345678);
- (2)Input and search the IP address which displayed on TV screen(the default is 192.168.49.1);

- (3) Click the “WiFi” button and scan, select the available WiFi you would like to connect. Wait for seconds, the Wifi name will display on screen and IP address will change; (Note: it means iPazzPort_Cast*** has connected the WiFi to support network)
- (4) Connect your iPhone or iPad to the same WiFi as previous step;
- (5) Turn on the Screen Mirroring on your iPhone or iPad, connect iPazzPort_Cast***, Completed.

6. Basic setting

6.1 Android

To change the password or screen display resolution of iPazzPort_Cast.**

(Follow step (5) on page 4)backout Miracast function and then:

- (1) Input and search the IP address which displayed on the screen;
- (2) Click the button “Settings” to reset the password or display resolution and submit.

Note:

- (1) After changed the password, if you want to connect iPazzPort_Cast** again, should input the new password;
- (2) Then turn on the Miracast function on your phone and connect iPazzPort_Cast*** again to display content on your mobile phone.

6.2 iOS

To change the password or screen display resolution of iPazzPort_Cast.**

Make sure your iPhone/iPad has connected the same WiFi with iPazzPort_Cast***.

- (1) Input and search the IP address which displayed on the screen;
- (2) Click the button “settings” to reset the password or display resolution and submit.

Note:

- (1) After changed the password, if you want to connect iPazzPort_Cast** again, should input the new password;
- (2) Then turn on the Screen Mirroring on your iPhone or iPad and connect iPazzPort_Cast*** again.
- (3) The device name, password or IP address may vary randomly, please follow the actual data display on TV screen to input the data to go forward.

7.FAQ

Q: If can't connect mobile device with iPazzPort_Cast*** or lost connection?

A: Please put the dongle at the front of TV with included HDMI cable to keep it closer to mobile phone and connect again. Keep the wifi router more closer with iPazzPort_Cast dongle to get stronger signal.

Q: Picture and sound are not synchronized when play video?

A: Please put the dongle at the front of TV with included HDMI cable to keep it closer with mobile phone and connect again; Keep the WiFi router more closer with iPazzPort_Cast dongle to get stronger signal.

Q: Turn on WLAN or Miracast/Airplay, can't find iPazzPort_Cast***?

A: Please unplug the power cable to restart the device. Or Press key "Fn" on the iPazzPort_Cast for seconds to initialize the device.

Q: Does it support Miracast or Airplay when the WLAN of mobile phone is off?

A: No, should turn on the WLAN to receive the signal from iPazzPort_Cast, even though have not connected any WiFi, it works as normal.

Q: Does it support Netflix/ Hulu/ Youtube TV App?

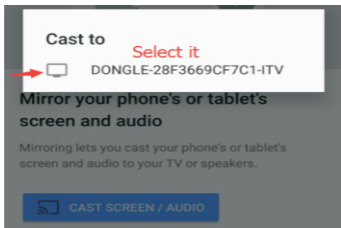
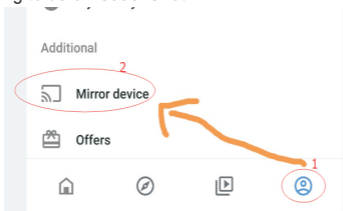
A: No. Due to the protocol protection, the content can't be displayed.

Q: Input the IP address on web browser, can't land the page?

A: Make sure the WiFi signal is the same between iPazzPort_Cast and mobile phone.

How to cast Netflix/hulu/Hbo on Android Device?

- 1.Refer to Point 5(Online content mirroring instruction-IOS), After completed the step 4, your phone and iPazzPortcast have connected the same wifi signal;
- 2.Download “**Google Home**” on your phone and process referring to below sceenshot.



- 3.After connected, open the Netflix or other app to cast.

Note:This solution only work for Android devices, not for IOS devices. IOS devices can't cast Netflix/Hulu/Hbo Now.