

# User manual

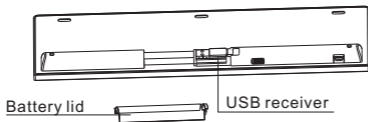
Multi-Media Keyboard

Model :KP-810-35H

## How to use

### 1.Starting up:

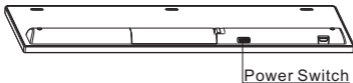
1.1.Remove battery cover to take USB receiver out.



1.2.Plug USB dongle into any USB port of your computer.



1.3.Turn on the keyboard by switching power button to on.



2.Pair:in case of lose connection between USB dongle and keyboard, please follow below steps to do re-pair procedure:

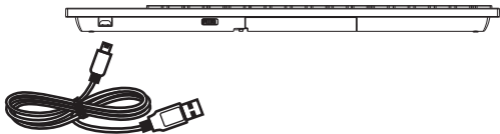
2.1.Press button “ fn ” and “P” at the same time till LED1 flash;

2.2.Plug USB dongle into any USB port of your computer;

2.3.Approach Multi-Media Keyboard to the USB dongle and LED1 off means re-pair is successful.

Note: The factory matching well, when keyboard connects the equipment without faction, according to methods mentioned above.

3. Recharge your keyboard: when your keyboard LED2 flashing without any operation that means your keyboard is in low charge, and need to recharge connect your keyboard to your computer with mini end of USB cable to your keyboard and another end to computer, then LED2 will light up with steady on, and go out when it is fully recharged.



# Function description of keyboard

LED2 Charging indicator

LED1 RF communication indicator

LED3 Caps indicator



Fn+esc to →"="□to End" keys



Mouse left



Open "My Computer"



Red lights



Green lights



Blue lights



Mail



Search



Previous Track



Play/Pause



Next Track



Volume Down



Volume Up



Mute



Delete








Backspace



Shortcut Menu

## Multi-touch application:

The touchpad supports various gesture, the related gesture and function is described below:

Touchpad Function	Mouse Function	Finger Gesture	Finger Action	Remark
Moving	Move Cursor		Slide one finger on the touchpad	
Middle botton click	Middle botton click		Tap the touchpad with two finger simultaneously	 Scroll upward Scroll downward Scroll pages quickly when browse website
Vertical two finger scroll	Scroll middle key		Slide two finger vertically	Zoom in or out the picture when view pictures
Right click	Right button click		Tap the touchpad with three fingers simultaneously	

## WEEE Directive & Product Disposal



At the end of its serviceable life, this product should not be treated as household or general waste. It should be handed over to the applicable collection point for the recycling of electrical and electronic equipment, or returned to the supplier for disposal.

## Notice to customers:



This symbol on the battery indicates that the battery is to be collected separately.

The following applies only to users in European countries.

This battery is designed for separate collection at an appropriate collection point.

Do not dispose of as household waste, For more information, contact the retailer or local authorities in charge of waste management.

## Caution :

Changes or modifications not expressly approved by the party responsible for compliance could void the user's authority to operate the equipment.

Compliance statement:

1: This device is verified to comply with Part 15 of the FCC Rules.

Operation subject to the following two conditions:

(1) this device may not cause harmful interference, and  
(2) this device must accept any interference received, including interference that may cause undesired operation.

2: This equipment has been tested and found to comply with the limits for a Class B digital device, pursuant to Part 15 of the FCC Rules. These limits are designed to provide reasonable protection against harmful interference in a residential installation. This equipment generates, uses and can radiate radio frequency energy and, if not installed and used in accordance with the instructions, may cause harmful interference to radio communications. However, there is no guarantee that interference will not occur in a particular installation. If this equipment does cause harmful interference to radio or television reception, which can be determined by turning the equipment off and on, the user is encouraged to try to correct the interference by one or more of the following measures:

- Reorient or relocate the receiving antenna.
- Increase the separation between the equipment and receiver.
- Connect the equipment into an outlet on a circuit different from that to which the receiver is connected.
- Consult the dealer or an experienced radio/TV technician for help.

## Safety and maintenance

1. Don't drop this keyboard into water .Never expose it to the sunlight or near the fire.
2. please turn off the keyboard in hospital ,airport and gas station.
- 3 never use it while driving .
- 4 please take out the battery if you keep it in standby time for a long time.
- 5 please shut off other unnecessary devices to abate frequency interference .
- 6 handle it gently and put it beyond infant's reach.
- 7 please contact us if you have any question with this product.
- 8 Never take apart the unit without permission in case of unexpected damages to the keyboard invalid warranty.

## Warranties and support :

- 1) we value your suggestion , feedback which are important for better products and service in the future.
- 2) The warranties is in line with the business standard and Amazon platform rules
- 3) warranties may not apply to all cases ,it depends on some other factor like the way you use, the place you buy from, the time you keep it ,etc.
- 4) Please contact us for helps and warranty in valid period. please email us at [support@ipazzport.com](mailto:support@ipazzport.com) if you have any question
- 5) please make clear the full name of the product and the question so that we can support you more effectively.
- 6) Please keep on eye to our product updates (version, software, useful tips) on our official site and social platform ( iPazzPortFans on facebook, twitter, Google+, ) to give some suggestions and feedbacks
- 7) Please share your reviews on Amazon or other platform if you like this product or email us or leave messages on our social platform if you have any question, suggestion ,complaints with our product and service.
- 8) Please keep this for convenient after service.