

User manual

Bluetooth Mini Keyboard
For Fire TV Stick and Fire TV

Model:KP-810-30B

www.iPazzPort.com

Email: support@iPazzPort.com

Video tutorial on YouTube: [iPazzPortfans](#)

Introduction:

Bluetooth Mini keyboard is small and portable, it is widely used for:

- Enhance Fire TV Stick's and Fire Tv's operation with the silicon sleeve for original remote
(Original remote is not included)
- As an external keyboard for iPad, iPhone4, and Samsung Galaxy mobile phone, etc

Package:

- | | |
|---------------------|---|
| -Bluetooth Keyboard | 1 |
| -User manual | 1 |

Feature:

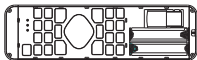
- Portable and handheld size
- Full QWERTY keyboard

Specifications:

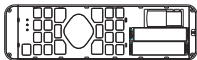
- Bluetooth connection;Max distance:10m
- Power Supply: 3A battery 1.5Vx2
- Size: 155X46X15mm
- Weight: 90g

How to use

Start up



1. Open the lid




2. Install the battery



3. Cover the lid

Function description of keyboard

Power Switch



Backspace

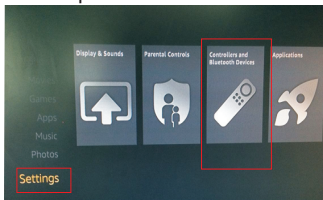
LED
Enter

“Fn”+“ESC” to activate the Bluetooth mode

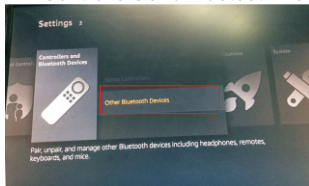
Fn+ key(with blue icon) to input the blue characters

Connect To Fire TV Stick or Fire TV

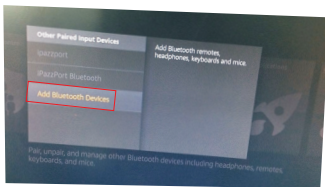
- 1.Plug Fire Stick into TV as told in user manual .
- 2.Turn keyboard on, long press FN and BT till LED flash (LED in the end of keyboard), that means keyboard is under searching mode and can be found by other buletooth devices.
- 3.Please use original remote of Fire TV Stick ,and follow below steps to build connection.



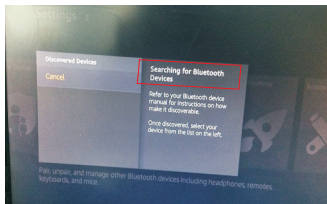
- 3.1Click “Settings”→
“Controllers and Bluetooth Devices”



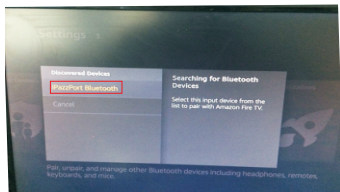
- 3.2Choose“Other Bluetooth Devices ”



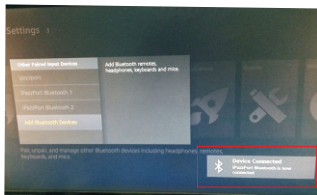
3.3 Choose "Add Bluetooth Devices"



3.4 Searching for Bluetooth Devices



3.5 Click "iPazzPort Bluetooth"



3.6 Connected successfully

**Note: No response or lost connection
Please restart keyboard and reconnect**

WEEE Directive & Product Disposal



At the end of its serviceable life, this product should not be treated as household or general waste. It should be handed over to the applicable collection point for the recycling of electrical and electronic equipment, or returned to the supplier for disposal.

Notice to customers:



This symbol on the battery indicates that the battery is to be collected separately.
The following applies only to users in European countries.
This battery is designed for separate collection at an appropriate collection point.
Do not dispose of as household waste, For more information, contact the retailer or local authorities in charge of waste management.